



SMART  
HOME  
LIGHTS


**D | Montageanleitung · GB | Fitting instructions**

# 833396

230V / 50Hz~

1x LED-Board 55V DC / 58W

nicht wechselbar / not changeable

 2,4 GHz  
10 dBm



58 W  
5.800 lm




65 W  
2.600 lm

t 20.000 h

T<sub>K</sub> 2.700 - 5.000 K

 15.000 x

 <0,5 s

 dimmable with rrc



4x 

4x 



AAA, 1,5V

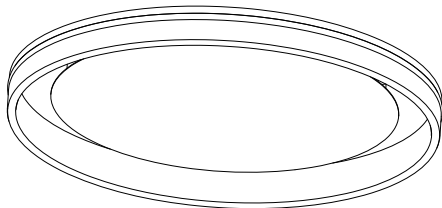
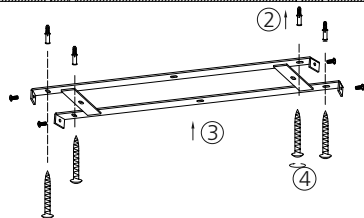

Inkl . Funkfernbedienung  
Incl . radio remote control



# 1 | Montage / fitting

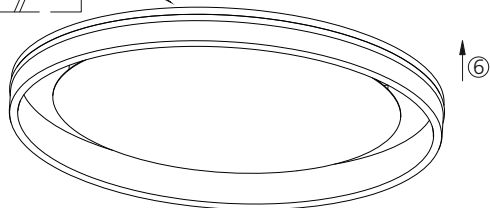
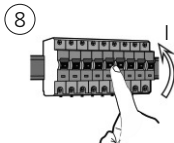
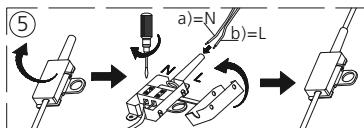
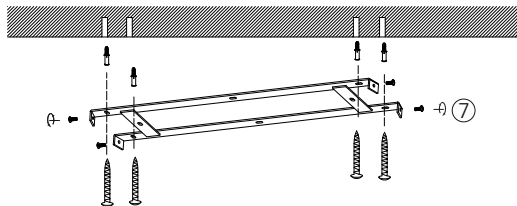
als Deckenleuchte  
as ceiling light

①



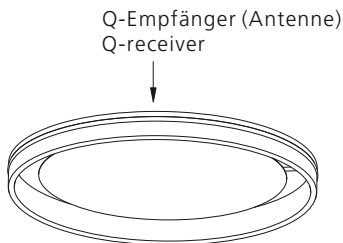
## 2 | Elektrischer Anschluss / electrical connection

230 Volt / 50Hz-Anschluss  
230 voltage / 50Hz-connection




### 3 | Fernbedienung anlernen / teach remote control

Siehe Q-Fernbedienungsanleitung  
See Q-remote control manual



⑨ Leuchte einschalten  
Switch on the lamp



⑪ Q-Fernbedienung  
anlernen  
Teach Q-remote  
control

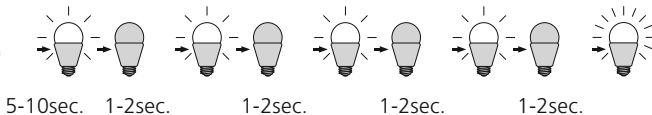
⑩ Bedienungsanleitung  
lesen  
Read instruction  
manual



# Reset

Rückstellen der Leuchte auf Werkseinstellung  
Reset the lamp, factory new

5xon/off



Das Gerät erfüllt die grundlegenden Anforderungen der Richtlinie 2014/53/EU (Radio Equipment Directive) des Europäischen Parlaments und des Rates der europäischen Union vom 16.04.2014 über Funkanlagen.

Die vollständige Konformitätserklärung kann bei der untenstehenden Internet-Adresse aufgerufen werden.

This device fulfils the fundamental requirements of Directive 2014/53/EU (Radio Equipment Directive) of the European Parliament and of the Council of the European Union dated 16.04.2014 on items of radio equipment.

The full declaration of conformity can be accessed at the Internet-address given below.

*Paul Neuhaus*

Paul Neuhaus GmbH

Olakenweg 36 · D-59457 Werl

Telefon: +49(0)2922-9721-0

Telefax: +49(0)2922-9721-9120

E-Mail: [Kundenservice@neuhaus-group.de](mailto:Kundenservice@neuhaus-group.de)

<https://scm.paul-neuhaus.de/public/conformity/>